

How to use the BAi Custom Decal Templates

Use the BAi Custom Decal Templates to create a design layout for your site. The templates cover several different decal sizes, we recommend using the smallest size that will hold your logo and/or text.

Some general points to keep in mind:

BAi only offers 2 color printing. These will be the background color and stripe color chosen for the decal. Some colors are not good for viewing text or logos, such as black on black. To ensure that your logo and text are readily visible, choose contrasting background and stripe colors.

Logos and text cannot be located on the barcode itself, nor above or below. Your custom logo and/or text must fit within the blank area on the template. Due to variations in printing, you cannot place items all the way out to the lines – leave a bit of space.

The larger your logo and/or text, the farther away from the vehicle it can be read.

Some specific points about the templates:

The 3.7" x 2.5" template is for a single line of text only. The decal ID number is 5 digits and must fit on the line along with any custom text.

The 3.7" x 3.0" template offers a 0.5" x 3.7" area for logo and text. The decal ID number is 5 digits and must fit in the area along with any custom logos or text.

The 3.7" x 3.5" template offers a 1.0" x 3.7" area for logo and text. The decal ID number is 5 digits and must fit in the area along with any custom logos or text.

The 3.7" x 4.0" template offers a 1.5" x 3.7" area for logo and text. The decal ID number is 5 digits and must fit in the area along with any custom logos or text.


Once you have sketched out how you wish the custom decal to appear, send the template and custom artwork to BAi so we can create a proof for evaluation and approval.

If you have questions please contact BAi at 800-528-9167.


Custom Decal Template

Use this when planning your custom decal. All content must fit in the enclosed white space, next to the barcode stripes.

Standard Label Size. Approximately 3.7" x 2.5"



Use this template if the Reader is going to be placed on the **PASSENGER** side.



Use this template if the Reader is going to be placed on the **DRIVER** side.



Barcode Automation, inc.

Doing It Better - Because We Care

Toll Free: 800-528-9167

Local: 407-327-2177

Fax: 407-327-6172

207 N Moss Rd. Suite 105

Winter Springs, FL 32708-2591


Email: info@barcode-automation.com

Online: www.Barcode-Automation.com


Custom Decal Template

Use this when planning your custom decal. All content must fit in the enclosed white space, next to the barcode stripes.

1/2" Wider Decal. Size Approximately 3.7" x 3"



Use this template if the Reader is going to be placed on the **PASSENGER** side.



Use this template if the Reader is going to be placed on the **DRIVER** side.



Barcode Automation, inc.

Doing It Better - Because We Care

Toll Free: 800-528-9167

Local: 407-327-2177

Fax: 407-327-6172

207 N Moss Rd. Suite 105

Winter Springs, FL 32708-2591


Email: info@barcode-automation.com

Online: www.Barcode-Automation.com


Custom Decal Template

Use this when planning your custom decal. All content must fit in the enclosed white space, next to the barcode stripes.

1" Wider Decal. Size Approximately 3.7" x 3.5"



Use this template if the Reader is going to be placed on the **PASSENGER** side.



Use this template if the Reader is going to be placed on the **DRIVER** side.



Barcode Automation, inc.

Doing It Better - Because We Care

Toll Free: 800-528-9167

Local: 407-327-2177

Fax: 407-327-6172

207 N Moss Rd. Suite 105

Winter Springs, FL 32708-2591


Email: info@barcode-automation.com

Online: www.Barcode-Automation.com

Custom Decal Template

Use this when planning your custom decal. All content must fit in the enclosed white space, next to the barcode stripes.

1.5" Wider Decal. Size Approximately 3.7" x 4"



Use this template if the Reader is going to be placed on the **PASSENGER** side.

Use this template if the Reader is going to be placed on the **DRIVER** side.



Barcode Automation, inc.

Doing It Better - Because We Care

Toll Free: 800-528-9167

Local: 407-327-2177

Fax: 407-327-6172

207 N Moss Rd. Suite 105

Winter Springs, FL 32708-2591

Email: info@barcode-automation.com

Online: www.Barcode-Automation.com